



US00D546135S

(12) **United States Design Patent**
Ricks

(10) **Patent No.:** **US D546,135 S**

(45) **Date of Patent:** **** Jul. 10, 2007**

(54) **COMBINATION TOMATO CORER AND KNIFE**

(76) Inventor: **Stephen Howard Ricks**, 3190 N. Woodrow St., Arlington, VA (US) 22207-4483

(**) Term: **14 Years**

(21) Appl. No.: **29/251,164**

(22) Filed: **Jan. 5, 2006**

Related U.S. Application Data

(63) Continuation-in-part of application No. 10/819,912, filed on Apr. 8, 2004, now abandoned.

(51) **LOC (8) Cl.** **07-03**

(52) **U.S. Cl.** **D7/650; D7/696**

(58) **Field of Classification Search** D7/393, D7/395, 401.2, 642-646, 649-650, 652-653, D7/662-664, 695-696; D8/75, 80, 83, 87, D8/98, 99, 102, 107, 300, 303; 30/123.5-123.7, 30/128, 142-143, 147-149, 304, 316, 329, 30/340, 342-346, 353, 355, 394; 99/542
See application file for complete search history.

(56) **References Cited**

U.S. PATENT DOCUMENTS

- 106,473 A 8/1870 Durand et al.
- 456,784 A 7/1891 Varell
- 457,376 A 8/1891 Sherman
- 495,110 A * 4/1893 Hayes et al. 30/355
- 850,871 A 4/1907 Hagasse
- 987,548 A 3/1911 Carkin
- D50,096 S 12/1916 Forster
- 1,261,954 A 4/1918 Newman
- 1,301,297 A 4/1919 Newman
- 1,371,948 A * 3/1921 Szutz 30/316

- 1,442,577 A 1/1923 Kugel et al.
- 1,477,662 A 12/1923 Perry
- 1,578,827 A 3/1926 Holsinger
- 1,629,131 A 5/1927 Sullivan
- 1,674,606 A 6/1928 Moscrip
- 1,794,800 A 3/1931 Smith
- D110,397 S * 7/1938 Morny D7/650
- 2,164,373 A * 7/1939 Ayliffe 294/50.6
- 2,222,388 A 11/1940 Zimmer
- 2,257,202 A 9/1941 Taylor

(Continued)

FOREIGN PATENT DOCUMENTS

EP 0 528 628 2/1993

(Continued)

Primary Examiner—Cathron C. Brooks
Assistant Examiner—Ricky Pham
(74) *Attorney, Agent, or Firm*—Swift Law Office; Stephen Christopher Swift

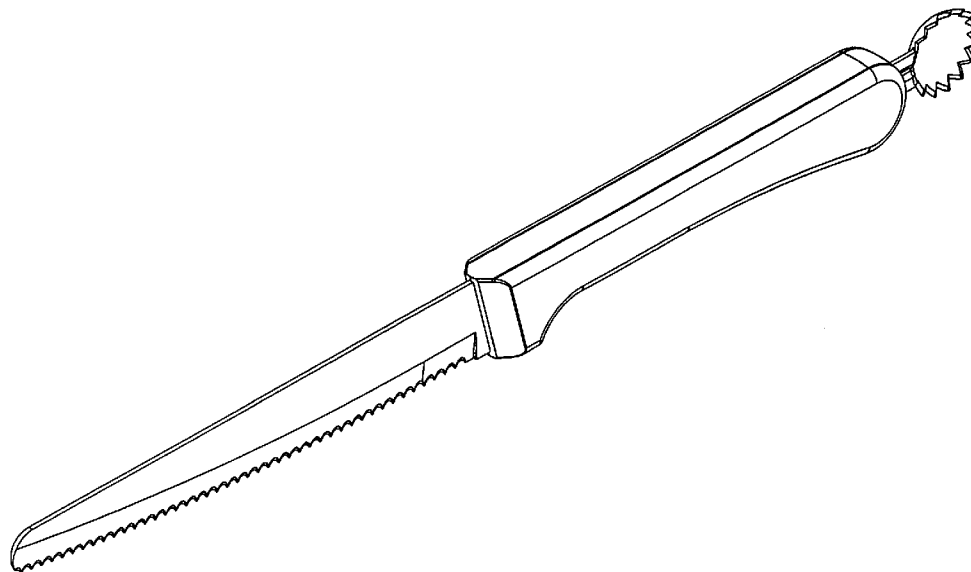
(57) **CLAIM**

The ornamental design for a combination tomato corer and knife, as shown.

DESCRIPTION

FIG. 1 is a perspective view of a combination tomato corer and knife showing my new design;
FIG. 2 is a right side elevational view thereof;
FIG. 3 is a left side elevational view thereof;
FIG. 4 is a top view thereof;
FIG. 5 is a bottom view thereof;
FIG. 6 is a front elevational view thereof; and,
FIG. 7 is a rear elevational view thereof.

1 Claim, 7 Drawing Sheets



US D546,135 S

Page 2

U.S. PATENT DOCUMENTS

2,258,448 A	10/1941	Gesell	
2,503,064 A	4/1950	Peterson	
2,505,917 A	5/1950	Schumacher	
2,659,144 A	11/1953	Conkle	
2,815,570 A	12/1957	Engstrom	
3,205,575 A *	9/1965	Senkewitz	30/355
3,505,731 A	4/1970	Giangiulio	
3,618,208 A *	11/1971	Cronheim	30/113.1
3,748,738 A	7/1973	Alexander	
3,936,934 A	2/1976	Bowden	
4,649,645 A	3/1987	Mez	
4,690,047 A	9/1987	Balzano	
4,763,414 A	8/1988	McNeill, II	
4,823,467 A *	4/1989	Campbell et al.	30/355
4,828,114 A	5/1989	Bardeen	
4,969,267 A	11/1990	Anenberg	
D315,660 S *	3/1991	Hahn	D7/650
5,056,223 A	10/1991	Buck et al.	
5,092,043 A	3/1992	Shirkey	
5,157,836 A	10/1992	Aulbers et al.	
D375,876 S *	11/1996	Allison	D7/696
5,839,197 A *	11/1998	Durst	30/353
D420,868 S	2/2000	Hasegawa	
D422,854 S *	4/2000	Wallays	D7/696
D491,418 S *	6/2004	Marlow	D7/646

FOREIGN PATENT DOCUMENTS

JP 6-133845 5/1994

* cited by examiner

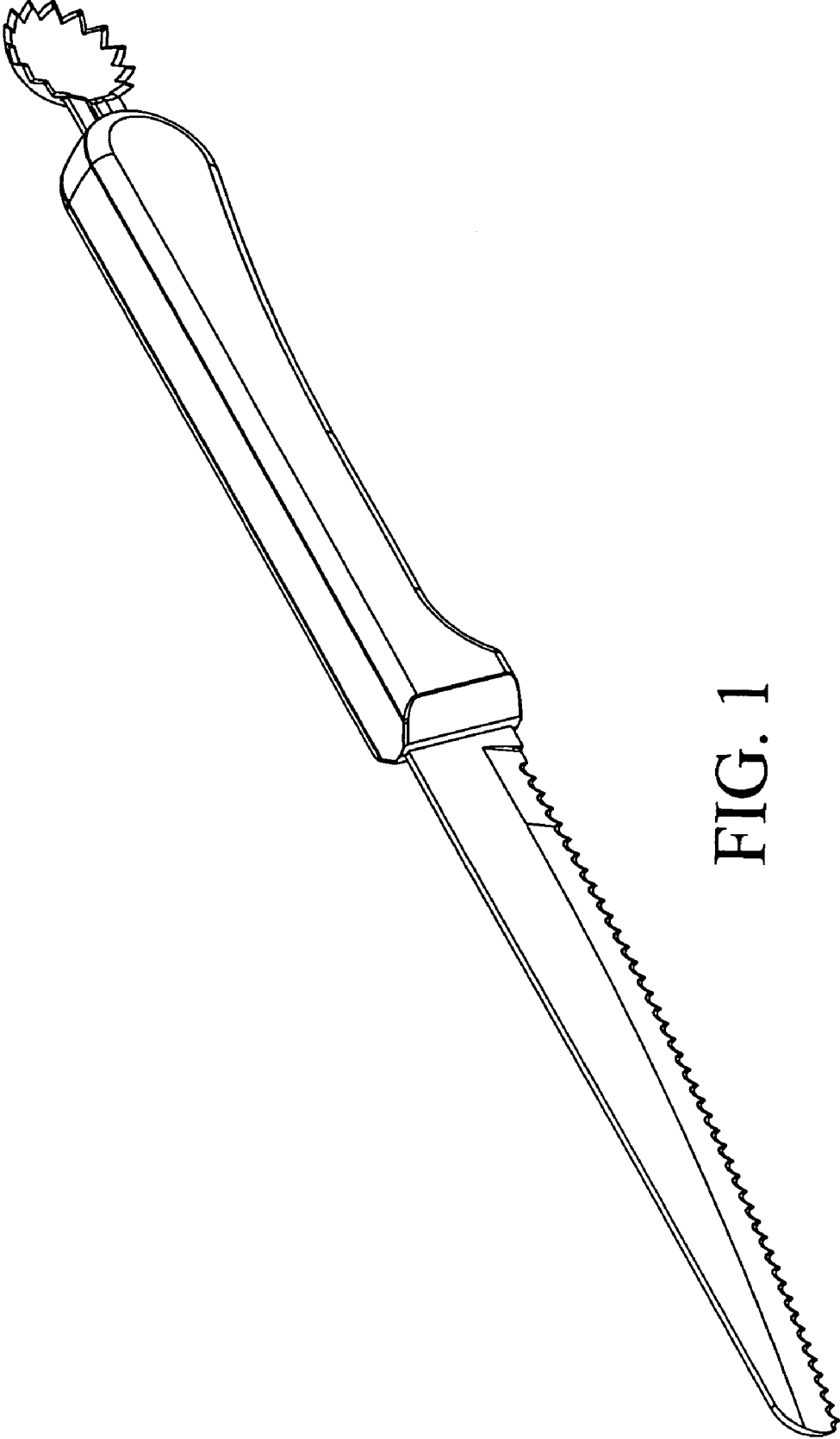


FIG. 1

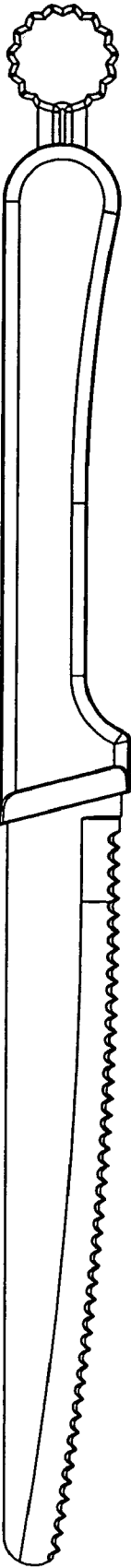


FIG. 2

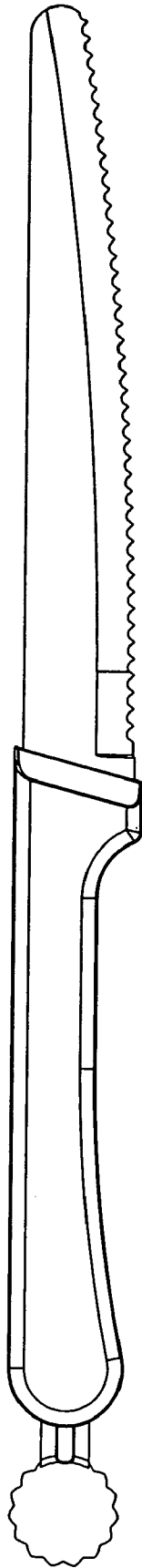


FIG. 3

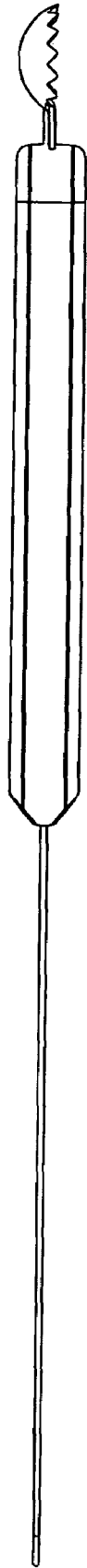


FIG. 4

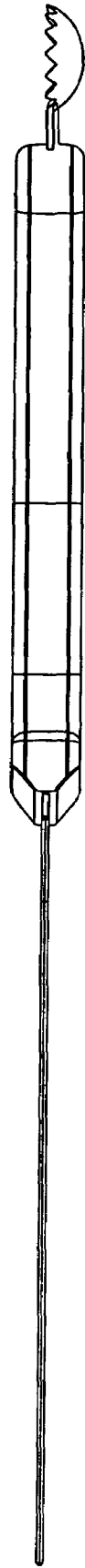


FIG. 5




FIG. 6



FIG. 7